



# COMMUNITY ASSOCIATION

ESTABLISHED 1973

## Architectural Control Committee Plan and Specification Review Determination Exterior Painting Application

Architectural Control Committee approval includes esthetic feature only and does not imply or warrant any structural integrity. This approval is not based on an engineering review of the site plan or structure. Please note: You may need the City of Mill Creek's approval. (425) 745-1891.

For MCCA Use
Submittal Number
11783
Date Submitted
7-15-14

\* FACA  
must be  
white

Please attach  
Paint Samples  
here.

Applications without  
samples will not be  
accepted.

Application may be mailed to  
or dropped off at the MCCA  
Office in the bottom floor of  
the John L. Scott Building at  
15714 Country Club Drive.

10/23/07

<b>1. Applicant Information</b>		
Name: <u>Donelle Fiore</u>	Phone: <u>425-337-9037</u>	
Address: <u>1714-163 Pl. SE Mill Creek, Wg. 98013</u>		
<b>2. Site Information <u>Amberleigh</u></b>		
Division: <u>Amberleigh</u>	Lot Number: <u>56</u>	
<b>3. Color (Please attach all color samples)</b>		
House:	Trim:	Door:
Other:		
NOTE: Although colors from any source may be submitted, a book of standard colors and combinations is available at the MCCA Office that may be useful, and may speed the approval process.		

Pursuant to the provision of Article VIII, Paragraphs 8.1, 8.2 and 8.2.1, 8.2.2, 8.2.3, 8.3, 8.3.1, 8.3.2, and 8.3.3, and Article IX of the MILL CREEK DECLARATION OF COVENANTS, the following determination by the Architectural control Committee is hereby granted:

Approval subject to the following changes:

Rejected for the following reasons:

( ) Approve ( ) Reject

Date:

Condominiums & Townhomes ACC or Board Approval

( ) Approve ( ) Reject

Date: 7-17-14

MCCA Administration

( ) Approve ( ) Reject

Date: 7-15-14

Chairman, Architectural Control Committee

( ) Approve ( ) Reject

Date: 7/16/14

Joan H. Heath  
mcca-admin

( ) Approve ( ) Reject

Date:

( ) Approve ( ) Reject

Date:



Architectural Control Committee  
Plan and Specification Review Determination  
Roofing Application

Architectural Control Committee approval includes esthetic feature only and does not imply or warrant any structural integrity. This approval is not based on an engineering review of the site plan or structure.

Submittal # :

10417

Date Submitted :

8/15/11

1. Applicant Information:

Applicant Name: Amberleigh - Jon Erickson Phone #: (425) 501-4593

Applicant Address: SEE ATTACHED 16323 -17<sup>th</sup> AVE SE

2. Site Information: (11-UNITS)

Lot #: "SEE ATTACHED" Division: AMBERLEIGH #56

Site Address :

3. Type of Roofing to be used:

PRESIDENTIAL TL AUTUMN BLEND

4. Contractor: LOBERG ROOFING

Pursuant to the provision of Article VIII, Paragraphs 8.1, 8.2 and 8.2.1, 8.2.2, 8.2.3, 8.3, 8.3.1, 8.3.2, and 8.3.3, and Article IX of the MILL CREEK DECLARATION OF COVENANTS, the following determination by the Architectural control Committee is hereby granted:  
Approval subject to the following changes:

Rejected for the following reasons:

( ☒ ) Approve ( ) Reject

( ☒ ) Approve ( ) Reject

( ) Approve ( ) Reject

( ) Approve ( ) Reject

( ) Approve ( ) Reject

( ) Approve ( ) Reject

SUB-ASSOCIATION (IF APPLICABLE) Condominiums & Townhomes

MCCA Administration

or George Vernon, ACC Chair

Date: 8/15/11

Date: 8/15/11

Date:

Date:

Date:

Date:

10 UNITS

# Mill Creek

## COMMUNITY ASSOCIATION

ESTABLISHED 1973

### Architectural Control Committee Plan and Specification Review Determination Additions Application (Page 1 of 3)

Architectural Control Committee approval includes esthetic feature only and does not imply or warrant any structural integrity. This approval is not based on an engineering review of the site plan or structure. Please note: You may need the City of Mill Creek's approval. (425) 745-1891.

For MCCA Use
Submittal Number
10251
Date Submitted
5/18/11

<b>1. Applicant Information</b>	
Name: <u>MUSGRAVE</u>	Phone: <u>948-7577</u>
Address: <u>1714 163RD PL SE</u>	
<b>2. Site Information</b>	
Division: <u>AMBULANCE</u>	Lot Number: <u>56</u>
Site Address:	
<b>3. Structure Type</b>	
Hot Tub: <input type="checkbox"/>	Deck: <input type="checkbox"/> Patio: <input type="checkbox"/> Addition: <input type="checkbox"/> Separate Building: <input type="checkbox"/>
Other (specify): <input checked="" type="checkbox"/> <u>HEAT PUMP</u>	
<b>4. Structure Description</b> (Include exact location, type of materials, finishes, colors, etc.)	
Describe: <u>SEE ATTACHED</u>	
<b>5. Proposed Construction Drawings</b> - see Page 2.	

Attach color samples here.

Pursuant to the provision of Article VIII, Paragraphs 8.1, 8.2 and 8.2.1, 8.2.2, 8.2.3, 8.3, 8.3.1, 8.3.2, and 8.3.3, and Article IX of the following determination by the Architectural Control Committee:

Approval subject to the following conditions:

Rejected for the following reasons:



**Heating, Cooling  
& Electric, Inc.**

*A Service Company You Can Depend On!*

500 East Main  
Monroe, WA 98272  
888-828-9774  
(425) 252-4402  
(360) 794-3832 Fax  
Lic. #GSHEAC\*939RK

**Jason Stephenson**  
Comfort Advisor  
Cell (425) 508-6535  
jason@gsheating.com  
www.gsheating.com

( ☒ ) Approve ( ) Reject

Jon Erickson Date: 5/18/11  
Condominiums & Townhomes ACC or Board Approval

( ☒ ) Approve ( ) Reject

John Rife Date: 5/18/11  
MCCA Administration

( ) Approve ( ) Reject

Date:  
Chairman, Architectural Control Committee

( ) Approve ( ) Reject

Date:

( ) Approve ( ) Reject

Date:

( ) Approve ( ) Reject

Date:

Application may be mailed to or dropped off at the MCCA Office in the bottom floor of the John L. Scott Building at 15714 Country Club Drive.

11/07/07



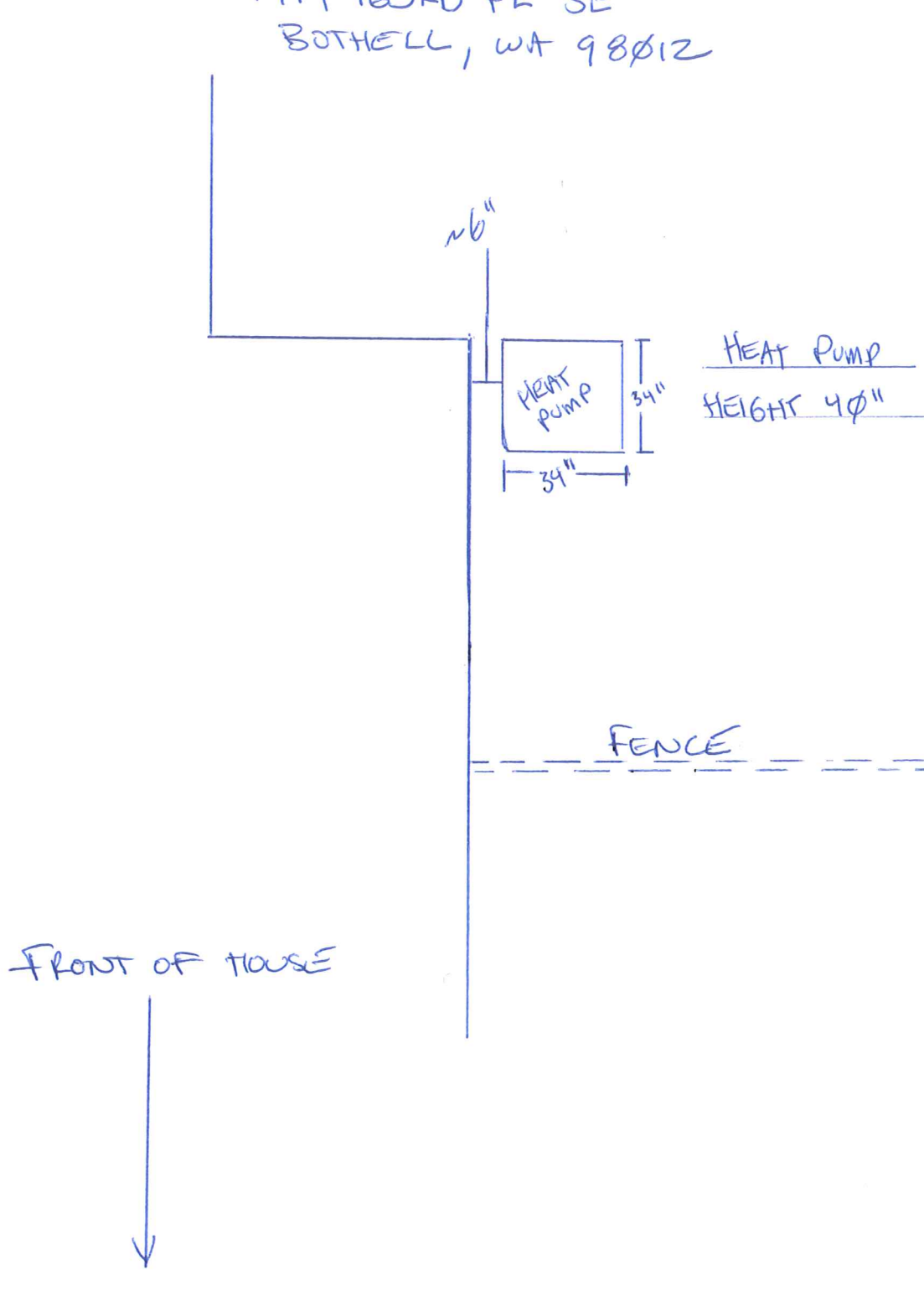


# G & S Heating, Cooling & Electric, Inc.

Commercial Residential Industrial

500 East Main • Monroe, Washington 98272  
(360) 794-7306 • (425) 252-4402 • (360) 794-3832 Fax  
Lic. #GSHEA\*939RK • www.gsheating.com

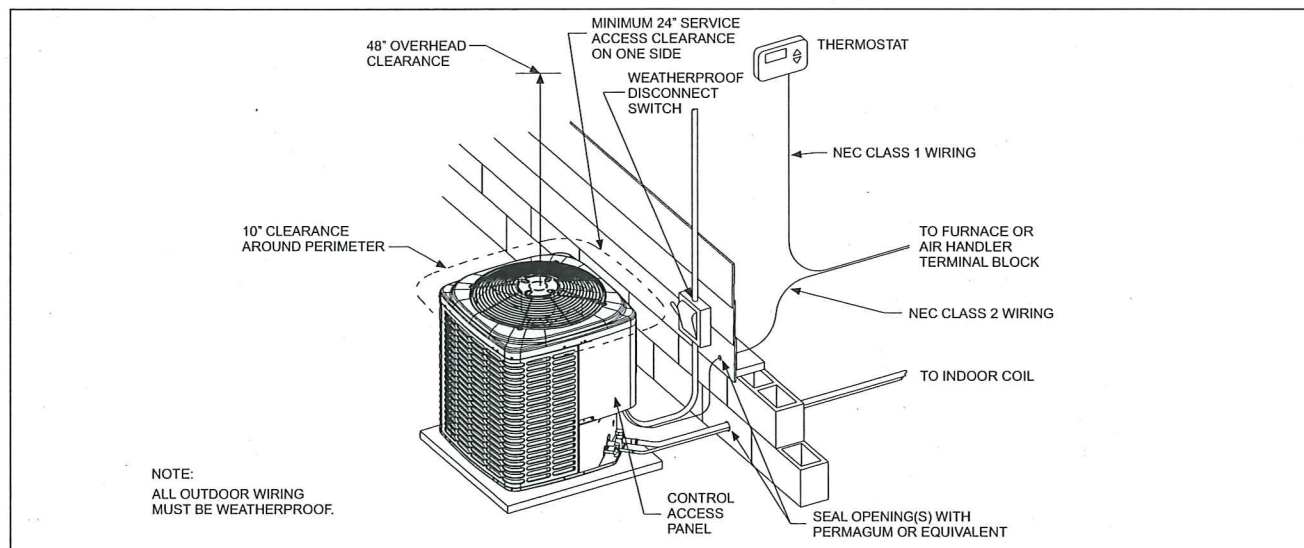
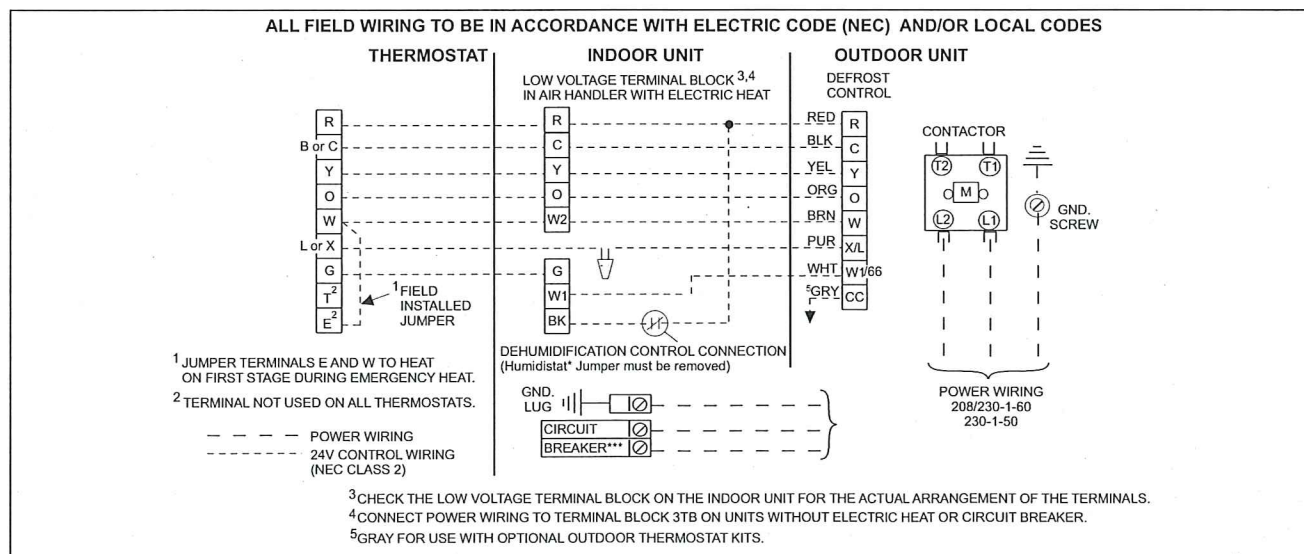
MUSGROVE  
1714 163RD PL SE  
BOTHELL, WA 98012



**SOUND LEVEL - TYPICAL OCTAVE BAND SPECTRUM (without tone adjustment)**

Size	Test Condition	63	125	250	500	1000	2000	4000	8000	dBA	SQI
	RSS Sound Power Calibration 1091 402	82.8	85.4	85.9	85.3	88.1	88.6	86.6	83.9	—	—
18	Cooling Mode	67.3	69.2	64.6	67.3	65.5	61.5	58.2	51.8	70.0	19.21
	Heating Mode	68.9	69.0	64.0	66.4	66.6	59.6	56.4	52.6	69.7	19.17
24	Cooling Mode	69.9	73.1	64.2	65.2	66.3	61.2	58.8	52.4	69.9	19.03
	Heating Mode	72.4	71.6	64.8	68.3	68.0	62.2	60.1	53.0	71.6	18.99
30	Cooling Mode	70.5	68.8	64.3	65.3	65.5	60.3	55.8	50.6	69.0	19.01
	Heating Mode	72.2	70.1	67.5	66.7	69.4	62.5	58.3	52.7	72.0	19.03
36	Cooling Mode	70.9	69.3	65.3	66.4	66.3	59.7	56.7	50.8	69.6	19.14
	Heating Mode	73.2	70.1	66.9	68.5	68.4	61.6	59.4	55.5	71.7	19.12
42	Cooling Mode	71.7	69.5	72.1	69.0	71.3	60.6	56.9	54.0	73.3	19.01
	Heating Mode	72.6	72.6	68.1	70.5	70.9	62.7	59.2	56.9	73.6	19.02
48	Cooling Mode	71.0	71.0	68.4	68.1	67.9	60.1	55.8	51.3	70.8	19.11
	Heating Mode	73.6	72.5	74.0	73.6	75.8	64.0	63.2	56.8	77.6	19.08
60	Cooling Mode - High Stage	71.2	69.4	71.4	73.2	71.2	61.1	57.6	52.8	74.7	19.09
	Heating Mode - High Stage	71.6	72.7	69.6	71.3	72.4	63.4	61.5	57.4	75.0	19.05

\* Rated in accordance with ARI 270-2008 Standards.

**TYPICAL INSTALLATION****TYPICAL FIELD WIRING**

## Physical and Electrical Data

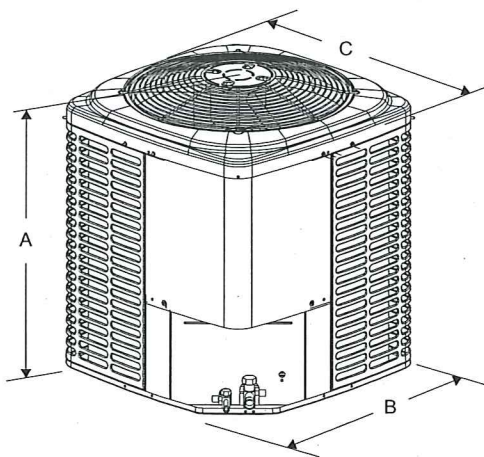
MODEL		YHJF18 S41S1	YHJF24 S41S1	YHJF30 S41S1	YHJF36 S41S1	YHJF42 S41S1	YHJF48 S41S1	YHJF60 S41S1
Unit Supply Voltage		208-230V, 1 $\phi$ , 60Hz						
Normal Voltage Range <sup>1</sup>		187 to 252						
Minimum Circuit Ampacity		11.9	17.6	17.3	23.7	26.1	28.8	35.3
Max. Overcurrent Device Amps <sup>2</sup>		20	30	30	40	45	50	60
Min. Overcurrent Device Amps <sup>3</sup>		15	20	20	25	30	30	40
Compressor Type		Scroll	Scroll	Scroll	Scroll	Scroll	Scroll	Scroll
Compressor Amps	Rated Load	9.0	13.4	12.8	17.9	19.8	28.8	35.3
	Locked Rotor	48.0	58.3	64.0	96.7	115.0	115.0	118.0
Crankcase Heater		No	No	No	No	No	No	No
Fan Motor Amps	Rated Load	0.7	0.8	1.3	1.3	1.3	1.3	1.3
Fan Diameter Inches		24	22	24	24	24	24	24
Fan Motor	Rated HP	1/10	1/8	1/4	1/4	1/4	1/4	1/4
	Nominal RPM	825	1075	850	850	850	850	850
	Nominal CFM	2000	2000	3900	3900	3900	3800	3800
Coil	Face Area Sq. Ft.	15.72	19.17	23.58	23.58	23.58	23.58	23.58
	Rows Deep	1	1	1	1	1	2	2
	Fin / Inches	22	22	22	22	22	18	18
Liquid Line Set OD (Field Installed)		3/8	3/8	3/8	3/8	3/8	3/8	3/8
Vapor Line Set OD (Field Installed)		3/4	3/4	3/4	3/4	7/8	7/8	1-1/8
Unit Charge (Lbs. - Oz.) <sup>4</sup>		6 – 15	7 – 14	9 – 14	10 – 9	10 – 14	14 – 2	14 – 2
Charge Per Foot, Oz.		0.62	0.62	0.62	0.62	0.67	0.67	0.75
Operating Weight Lbs.		145	145	176	193	198	248	290

1. Rated in accordance with ARI Standard 110, utilization range "A".

2. Dual element fuses or HACR circuit breaker. Maximum allowable overcurrent protection.

3. Dual element fuses or HACR circuit breaker. Minimum recommended overcurrent protection.

4. The Unit Charge is correct for the outdoor unit, matched indoor coil and 15 feet of refrigerant tubing. For tubing lengths other than 15 feet, add or subtract the amount of refrigerant, using the difference in length multiplied by the per foot value.



All dimensions are in inches. They are subject to change without notice. Certified dimensions will be provided upon request.

Unit Model	Dimensions (Inches)			Refrigerant Connection Service Valve Size	
	A <sup>1</sup>	B	C	Liquid	Vapor
18	28	34	34	3/8"	3/4"
24	40	29	29		
30	40	34	34		
36	40	34	34		
42	40	34	34		7/8"
48	40	34	34		
60	40	34	34		

1. Including Fan Guard.





Architectural Control Committee  
Plan and Specification Review Determination  
*Exterior Painting Permit*

Architectural Control Committee approval includes esthetic feature only and does not imply or warrant any structural integrity. This approval is not based on an engineering review of the site plan or structure.

Submittal #:

7160

Date Submitted:

6/11/04

1. Applicant Information:

Applicant Name: PETER S. GAMBLE Phone #: (425) 316-3434

Applicant Address: 1714-163RD PL SE., MILL CREEK, WA. 98012

2. Site Information:

Lot #: 56 Division: AMBERLEIGH

Site Address: SAME AS ABOVE

3. Color: (please attach all color samples):

NO CHANGE IN COLORS

House: CREAM Trim: WHITE / GREEN Doors: GREEN

*NOTE: Neutral colors and the use of either semi-transparent or solid color stains are strongly encouraged.*

Pursuant to the provision of Article VIII, Paragraphs 8.1, 8.2 and 8.2.1, 8.2.2, 8.2.3, 8.3, 8.3.1, 8.3.2, and 8.3.3, and Article IX of the MILL CREEK DECLARATION OF COVENANTS, the following determination by the Architectural control Committee is hereby granted:

Approval subject to the following changes:

Rejected for the following reasons:

( ☒ ) Approve ( ) Reject

Angu Wong Date: 6-4-04  
SUB-ASSOCIATION (IF APPLICABLE) Condominiums & Townhomes

( ☒ ) Approve ( ) Reject

George Vernon Date: 6-3-04  
George Vernon, ACC Chairman

( ☒ ) Approve ( ) Reject

Date:

( ☒ ) Approve ( ) Reject

Date: 13 Jun 04

( ☒ ) Approve ( ) Reject

Date: 6/17/04

**APPROVED**

Attach Paint  
Samples Here

Applications  
will not be  
accepted  
without paint  
samples.



Architectural Control Committee  
Plan and Specification Review Determination  
Exterior Painting Permit

Architectural Control Committee approval includes esthetic feature only and does not imply or warrant any structural integrity. This approval is not based on an engineering review of the site plan or structure.

Submission #:

6532

Date Submitted:

7/16/02

ATTACH PAINT  
SAMPLES HERE

1. Applicant Information:

Applicant Name: DEKER S. GAMBLE Phone #: (425) 316-3434

Applicant Address: 1714-163<sup>RD</sup> PL SE, MILLCREEK, WA 98012

2. Site Information:

Lot #: 56 Division: AMBERLEIGH

Site Address: SAME AS ABOVE

3. Color: (please attach all color samples):

House: \_\_\_\_\_ Trim: FACIA DOORS & GUTTERS Doors: \_\_\_\_\_

**NOTE! NO CHANGE IN EAVES COLOR - SAME AS ORIGINAL**

*NOTE: Neutral colors and the use of either semi-transparent or solid color stains are strongly encouraged.*

Pursuant to the provision of Article VIII, Paragraphs 8.1, 8.2 and 8.2.1, 8.2.2, 8.2.3, 8.3, 8.3.1, 8.3.2, and 8.3.3, and Article IX of the MILL CREEK DECLARATION OF COVENANTS, the following determination by the Architectural control Committee is hereby granted:

Approval subject to the following changes:

Rejected for the following reasons:

( ) Approve ( ) Reject

( ) Approve ( ) Reject

( ) Approve ( ) Reject

(X) Approve ( ) Reject

(X) Approve ( ) Reject

(✓) Approve ( ) Reject

Date:

SUB-ASSOCIATION (IF APPLICABLE) Condominiums & Townhomes

Date:

George Vernon, ACC Chairman

Date:

Zee Doren Date: 7-8-02

L. J. L. L. Date: 7/16/02

Reg McAllister Date: 7/16/02